

CATECHESIS@HOME #30

"WELL DONE, GOOD AND FAITHFUL SERVANT"

(33rd Sunday of Ordinary Time)
Prepared by Archdiocesan Catechetical Centre,
Archdiocese of Kuala Lumpur



INTRODUCTION

This material has been prepared to provide families an opportunity to gather, and spend time reflecting and discussing about the gospel reading of the 33rd Sunday of Ordinary Time. The Church has also dedicated this Sunday as the Fourth World Day of the Poor with the theme: "*Stretch forth your hand to the poor*" (Sirach 7: 32).

HOW TO USE THE MATERIAL

This document contains activities that members of the family may complete individually (just the children), in pairs (with parental assistance), or as an entire family. It would be helpful to print a hard-copy, so that members of your family may carry out different activities at the same time.

WHEN TO USE THE MATERIAL

During the week after the family has celebrated the Mass of the 33rd Sunday of Ordinary Time.

OPENING PRAYER


Heavenly Father, we have gathered here in the name of Jesus. Thank you for the wonderful gifts and talents you have given me. Help me to grow in my gifts and talents and to use them well for the good of others. May I always please you in all that I do. Holy Spirit, guide us during this lesson. We make this prayer in Jesus' name, Amen.



SCRIPTURE REFLECTION

Invite someone to read from Matthew 25: 14-30.

(Then, reflect on these questions together as a family, and share your responses with one another. If necessary, parents are encouraged to rephrase the questions according to their children's level of understanding).

BibleWise	
<h1>All About the Talents</h1>	
Read the parable of talents Jesus shares in Matthew 25:14-30. Answer the questions below.	
1	To what is the kingdom of heaven likened? _____ _____ _____
2.	What do the talents represent? _____ _____
3.	Why did the master leave his talents with his servants? _____ _____ _____
4.	Who does the Master represent? _____ _____
5.	Who do the servants represent? _____ _____
	
B O N U S	List 3 talents you have and how you share them. _____ _____ _____ _____ _____ _____
Copyright © 2017, BibleWise. All Rights Reserved. Activity by Kathryn Wojno .	

FOLLOW-UP ACTIVITIES

Below you will find some activities for younger children, revolving around the Sunday Gospel. Select the activities you would like to complete with your children, or try to complete them all if you can!

GUIDE FOR PARENTS & GUARDIANS

Dear Parents and Guardians, we have included some tips for you as you facilitate these activities with your children. Each tip corresponds with the same numbered activity. Our hope is that these tips would help you in your endeavour to create a good learning experience for your children.

Activities #1 - #5

- Word-Find, crossword and coded activities help children to learn about, and associate certain words with key events in the Gospel.
- After your child has completed this activity, you may invite them to explore how these words are related to the readings of this week.
- When discussing definitions of key terms, you are encouraged to associate these terms not only with Gospel events, but with their own life experiences as well. This not only works to develop their vocabulary, but to also enable them to identify their feelings and emotions in specific ways.

Activity #6 & #7

- Many lessons could be taken from this activity. For example, this activity could spark a conversation about how our children could use what they have been given, for the glory of God and for the good of His kingdom. It would be beneficial to consider their *current capacity*, as well as their *potential* when brainstorming with them. Parents and guardians are encouraged to be mindful of, and build their children's sense of autonomy as they navigate their use of their gifts and talents given by God.
- You are encouraged to look beyond the activity, and to identify potential messages and meanings that could be turned into key learning moments for your child.

Activity #8 & #9

- Spot-the-difference & Colouring activities help children reinforce knowledge by giving content a *visual identity*. Children are encouraged through these activities to associate what they have learned with key scenes, and the emotions and feelings that spring from it. In this way, children take ownership of their knowledge.
- This week's activity covers the parable of the talents, where the first and second servants took the initiative to grow what they were

given, while the third servant did not. This is a great opportunity for our children to visualise the prosperity and goodness that flows from using our gifts and talents wisely, for God and His kingdom.

- Parents and guardians are encouraged to look beyond the activity, and to identify potential messages and meanings that could be turned into key learning moments for your child.

Activity #10

- For this activity, you are encouraged to work together with your children to complete the task. This activity has great potential of being a good team-building activity, where children may be appreciated for their hard work and effort!
- When our children see that we treasure their crafts, a message is communicated to them that we value their efforts. In this exchange, there is a giving of a gift out of hard work and love, and an acceptance of this love. This activity hopes to facilitate such an exchange. Let us be mindful and intentional during these moments with our children.

Activity #1: Find the words

S	E	L	P	I	C	S	I	D	E	DISCIPLES	SERVANT	THOUSAND
S	W	E	T	N	A	V	R	E	S	COINS	COUNTRY	MASTER
E	T	O	D	W	A	E	D	M	F	MONEY	EARNED	MORE
N	D	R	N	S	O	E	O	M	A	WONDERFUL	FAITHFUL	HAPPINESS
I	E	M	A	D	N	N	N	F	I			
P	N	A	S	R	E	I	I	O	T			
P	R	S	U	Y	E	R	O	M	H			
A	A	T	O	L	S	A	F	C	F			
H	E	E	H	T	F	E	L	U	U			
R	Y	R	T	N	U	O	C	O	L			



Activity #2: Unscramble the words and find the answer




Don't bury your _____.

MERTSA

GNAIED

A horizontal number line is shown, divided into 6 equal segments by vertical tick marks. The number 4 is written below the 4th segment from the left.

NEOMY



TSRVNEA

AZLY

3			

ANSWER:

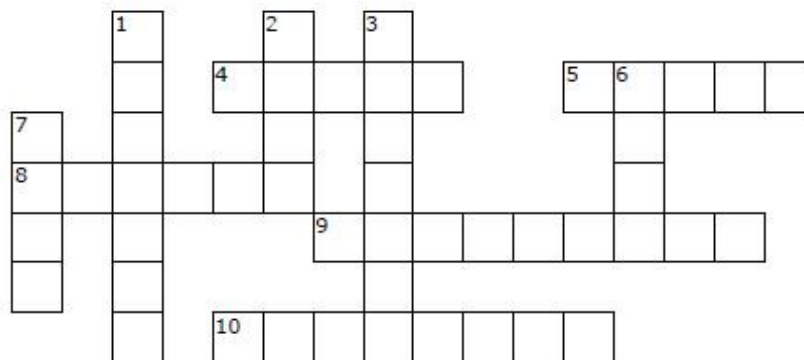
1	2	3	4	5	6

Activity #3: Solve the puzzle

The Parable of the Talents

But the man who had received the one talent went off, dug a hole in the ground and hid his master's money. Matthew 25:18

Based on Matthew 25:14-30 (NIV)



ACROSS

4. The coins and bills that are used to buy things
5. To divide or use something with others
8. To be filled with fear
9. A feeling of pleasure, satisfaction, or joy
10. To be trusted or loyal

DOWN

1. A trip, especially one over a great distance
2. The opposite of bad
3. A person who is employed to do work for another person
6. Put something in a place where it cannot be found
7. Not willing to work

AFRAID	HAPPINESS	LAZY	JOURNEY	FAITHFUL
GOOD	HIDE	SHARE	MONEY	SERVANT

Activity #4: Break the code

The Parable of the Talents

But the man who had received the one talent went off, dug a hole in the ground and hid his master's money. Matthew 25:18

Each number represents a letter of the alphabet. Substitute the correct letter for the numbers to reveal the coded words.



1	2	3	4	5	6	7	8	9	10	11	12	13	14	15	16	17	18	19	20	21	22	23	24	25	26
R	N	J	Z	M	C	W	L	O	K	Q	S	I	T	D	F	E	P	U	V	H	X	G	Y	A	B

1. 12-21-25-1-17 _____
2. 16-25-13-14-21-16-19-8 _____
3. 21-13-15-17 _____
4. 5-9-2-17-24 _____
5. 23-9-9-15 _____
6. 12-17-1-20-25-2-14 _____
7. 3-9-19-1-2-17-24 _____
8. 25-16-1-25-13-15 _____
9. 8-25-4-24 _____
10. 21-25-18-18-13-2-17-12-12 _____

FAITHFUL	GOOD	HAPPINESS	SHARE	AFRAID
LAZY	JOURNEY	SERVANT	MONEY	HIDE

Activity #5: Find the words

The Parable of the Talents

But the man who had received the one talent went off, dug a hole in the ground and hid his master's money. Matthew 25:18

Based on Matthew 25:14-30 (NIV)



W O R T H L E S S T R E S N R
W I C K E D U J R E M N X N U
K G O S C E M J T S H T Q F A
T A Z I L H Z S P H A R E Q X
F I Q S W K A F P I P U F I L
A N M B E M A H E P P S Q F A
I E O J E R A B I L I T Y J Z
T D N I P C V U Y K N E S Q Y
H R E P I L S A Y P E D N E T
F X Y D N N H N N R S W N N L
U Q C J G W A Y Q T S R E O X
L Z G Z G N R C J N U L Q M D
R Z D M E F E N E O A T W S K
P R O P E R T Y J T W G F X K
W G L E U E H I K B G N R Y U

JOURNEY
SERVANT
ABILITY
GAINED

WORTHLESS
PROPERTY
WICKED
HAPPINESS

TALENT
SHARE
FAITHFUL
LAZY


MASTER
MONEY
WEeping
ENTRUSTED

Activity #6: Find your way

Parable

The Ten Talents

The master gave talents to his servants. He gave the more talents to the one who was his best servant.
Find your way through the maze to the 5 talent bag.

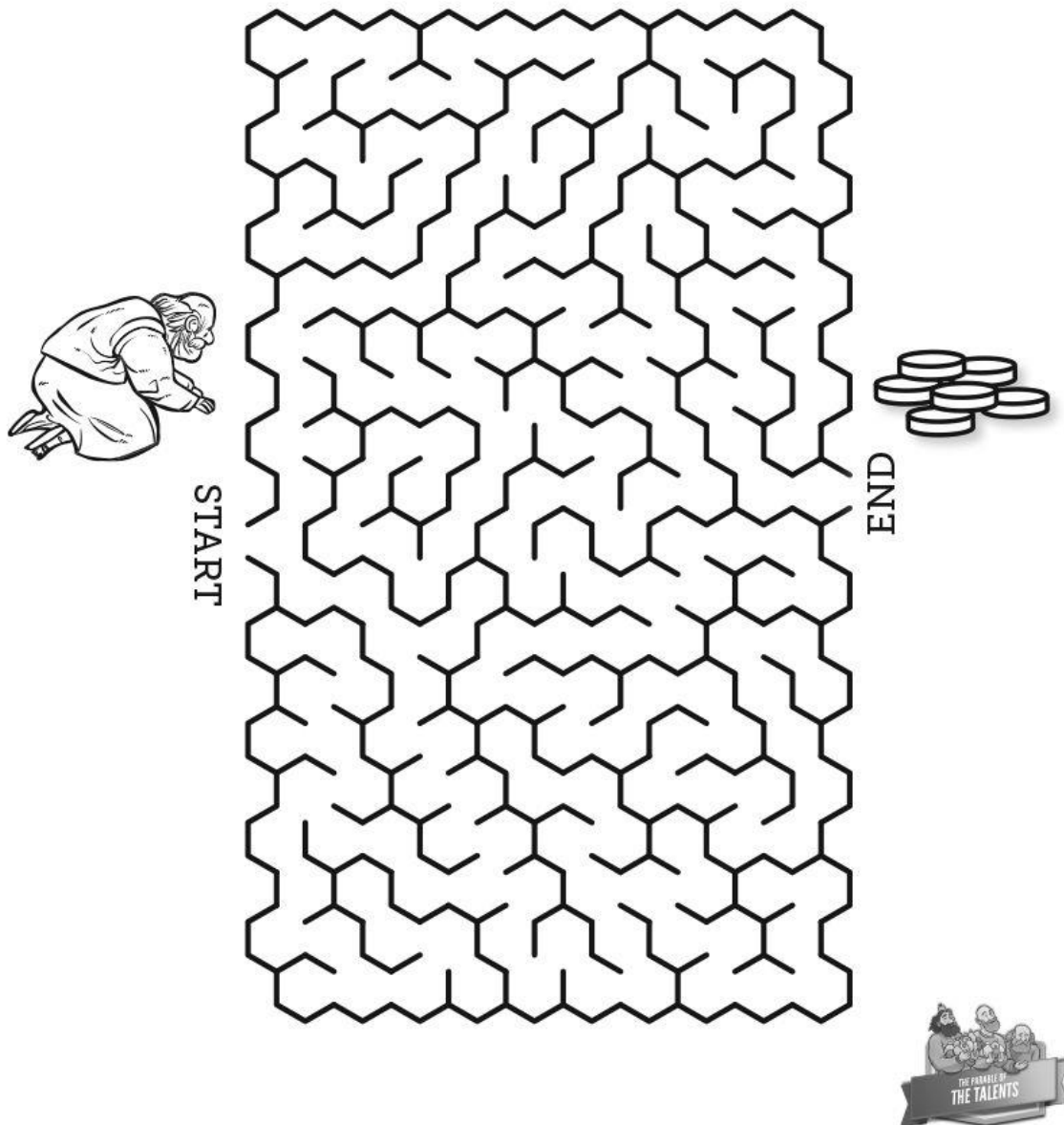


Jesus said that the Kingdom of Heaven was like a great master who was going away. He gave some of his money, called talents, to three of his servants. To his best servant he gave 5 talents, to the next he gave 2 talents and to the last he gave 1 talent. The servants were expected to use their talents. When the master came back he found that the servant with 5 talents had used them well and turned them into 10 talents. The servant who had 2 talents had also used his and turned them into 4 talents. The servant with 1 talent had done nothing with his talent and the master was very unhappy. The master took the talent off the servant and gave it to the one who had 10.

Activity #7: Help the servant bury his master's wealth

THE PARABLE OF THE TALENTS

Help the third servant bury his master's wealth.



Activity #8: Spot the difference

THE PARABLE OF THE TALENTS

Spot 8 differences between the two pictures.



Activity #9: Colour the picture and tell the story to your family



Activity #10: Parable of the Ten Talents

Materials needed: 9" x 12" white paper, 3" x 12" yellow, orange, and blue (or any other colours) construction papers, crayons, glue, scissors.



1. Take the white paper.
2. Fold top edge down two inches.
3. Unfold.
4. Trace folded line with crayon. This is the background.
5. Write "Parable of the TALENTS" and "Matthew 25:14" in this top area.
6. Take the yellow, orange, and blue papers. These are the bags.
7. Fold yellow, orange and blue papers in half.
8. With folded side up, draw one 'bag' on each color.
9. Cut out three bags; one of each color.
10. Place bags evenly spaced on white paper under line.
11. Draw two lines between bags.
12. Glue one bag in each area, so the top folds up.
13. Draw string on each bag.
14. Write "5 talents" on the first bag.
15. Write "2 talents" on the second bag.
16. Write "1 talent" on the third bag.
17. Fold tops of bags up, making a crease in the 'string' area.
18. Inside each bag, glue ONLY from folded edge to string area. (Don't glue the bag completely shut!)
19. Inside the first bag, write "Well Done!" on the top of the bag and "10 talents!" on the bottom of the bag.
20. Inside the second bag, write "Well Done!" on the top of the bag and "5 talents!" on the bottom of the bag.
21. Inside the third bag, write "Wicked and Lazy!" on the top of the bag and "1 talent" on the bottom of the bag.
22. Close bags.
23. Under the first bag AND the second bags, write "Enter into the JOY of your lord."
24. Under the third bag, write "Cast him into outer darkness."