

Catechetical Sunday Kit

2025



1

Learn what **Catechetical Sunday** is all about, and how it began!



7

The **Jubilee Prayer** for the year 2025!

2

Blooming Flowers: a sensory activity for young ones!

5

Create a call to action with a **Better World Colouring Activity!**

6

Make a difference by participating in the **Better World Bingo Activity!**

What is Catechetical Sunday ?

Catechetical Sunday began as an opportunity for catechists, parents and guardians to recommit themselves to the mission of catechesis, and to celebrate and affirm in them this great vocation, as a community of faith. The celebration of Catechetical Sunday came as a response to a document produced by the Vatican, all the way back in 1935 – *“On the Better Care and Promotion of Catechetical Education”*. In this document was a call for the worldwide Church to not only acknowledge the importance of this teaching ministry, but to also honour our catechists, who serve the Christian community.

When is Catechetical Sunday 2025 ?

This year, Catechetical Sunday will be celebrated on 3 August 2025!

Why the change in date ?

Previously celebrated on the last Sunday of January, this shift to the first Sunday of August would allow more breathing room for the various programs in our dioceses and parishes – especially in the beginning of the year.

What is the theme for this year ?

This year's theme is *“We Can Make The World A Better Place”* (Phil 2:4). You are invited to reflect more deeply on this theme by reading the *Catechetical Sunday Message*, prepared by our Malaysian Catechetical Commission!

This Catechetical Sunday Kit

Materials within this Catechetical Sunday Kit are for internal circulation and personal use only (not commercial use). Materials within this kit that belong to other content creators have been acknowledged with their sources quoted, accordingly.

Blooming Flowers

What Do I Need ?


- Scissors
- Glue
- Laminator
- Spray Bottle (filled with water)

Video Reference




Step 1:

Cut out the 5 flowers.



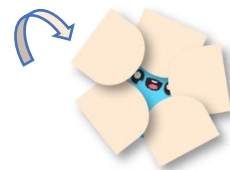
Step 2:

Laminate Page 4.
(Garden Background)




Step 3:

Fold the petals inwards.



Step 4:






Glue the flowers onto the stems.



Step 5:

Spray flowers with water,
and help them bloom!





WE CAN MAKE THE WORLD




A BETTER PLACE (PHIL 2:4)

(my name)

Better World Bingo

If we want to see a better world, we first need to BE the change we want to see! On your Better World Bingo card, you'll see different acts of kindness and helpful things you can do for others. Your goal is to complete as many squares as you can within the coming week or month. When you do something kind, mark off that square! Share your experiences next week, and let's see how many we can achieve together!

HELP a friend PICK UP something they've dropped	Share a toy or game with someone who doesn't have one	Talk, invite, or play with someone who is alone
HELP a classmate with a task or their homework	Offer to help your teacher clean up after class	Give a compliment to someone
ASK how someone is doing/feeling and listen with care	say something kind about someone to someone else	TELL someone you appreciate them for something they have done



(my name)



Jubilee Prayer

Jubilee Year 2025

*Father in heaven,
may the faith you have given us
in your son, Jesus Christ, our brother,
and the flame of charity enkindled
in our hearts by the Holy Spirit,
reawaken in us the blessed hope
for the coming of your Kingdom.*

*May your grace transform us
into tireless cultivators of the seeds of the Gospel.
May those seeds transform from within
both humanity and the whole cosmos
in the sure expectation of a new heaven and a new earth,
when, with the powers of Evil vanquished,
your glory will shine eternally.*

*May the grace of the Jubilee
reawaken in us, Pilgrims of Hope,
a yearning for the treasures of heaven.*

*May that same grace spread
the joy and peace of our Redeemer
throughout the earth.*

*To you our God, eternally blessed,
be glory and praise for ever.*

Amen.

The background of the entire page is a repeating pattern of autumn-themed illustrations. It features small, yellowish-brown birds with grey heads and backs, perched on thin, brown branches with small, round, yellow buds. There are also various types of leaves, including simple green leaves and more complex, reddish-brown leaves with multiple lobes, resembling maple leaves. The overall color palette is warm, with shades of orange, yellow, and brown.

Acknowledgements

Illustrations: Cover Image by pch.vector on Freepik (<https://shorturl.at/VOcp6>)
Page 2 Image by Muhammad_Usman on Freepik (<https://shorturl.at/PpCRq>)
Page 2 Image by Ehtisham Abid on Freepik (<https://shorturl.at/Krmh0>)
Page 2 Image by faisalovers on Freepik (<https://shorturl.at/rgg02>)
Page 3 Images by Freepik (<https://shorturl.at/Xqgcj>)
Page 4 Background (Canva)
Page 5 Colouring Activity by Sermons4Kids (<https://shorturl.at/vJqoS>)
Autumn Watercolor Cliparts Collection by Eleonora Kendra

Fonts: Dextotick (Dhan Studio), Fox Bonsai (Rattana Rattanawan)
& Gafata (Lautaro Hourcade)

Translation (Iban): Francis Dampa anak Inggor
Translation (Chinese): Adelina Wong
Translation (Tamil): Theresa Ayyakkannu
Translation (Bahasa Malaysia): Wiena Francisca Tony

Arranged By: National Catechetical Office